



Yew Tree Primary School

MUSIC CURRICULUM OVERVIEW

RESPONSIBILITY:

We are responsible for what we do – if it's to be, it's up to me! We are prepared, organised and recognise consequences of our actions on ourselves and others.

RESPECT:

We are respectful by treating others how we wish to be treated – using manners, being thoughtful, kind and celebrating diversity

COURAGE:

We are brave and we take chances. We develop resilience to keep going even when things are tough. We face our fears and we are not afraid to make mistakes.

AMBITION:

We believe we can achieve in anything that we put our mind to. We aim high, love learning, have a positive 'can do' attitude and aim to be the best!












PRIDE:

We are proud of who we are and where we are from. We believe in our abilities and celebrate our success. We are a family at Yew Tree!

Intent	Curriculum Aim	To offer a broad, balanced & inclusive curriculum which acts as a starting point to stimulate awe, wonder & curiosity and which encompasses 'Learning Without Limits' so that children are empowered and able to achieve their full potential.	What does this mean for Music <ul style="list-style-type: none"> • High quality music in our curriculum should inspire children to want to listening to and perform music of various styles. It opens their minds to genres of music that they may not have been exposed to previously. • Our music curriculum is designed to help pupils to gain a coherent knowledge and understanding of music – both modern and classical. • Pupils will develop a wide-ranging musical vocabulary which includes the inter-related dimensions of music. • Our music curriculum helps pupils to develop an understanding of how music has changed and what the catalysts for this change were. • Pupils will be able to communicate musically both instrumentally and vocally.
	Curriculum Objectives	<ul style="list-style-type: none"> • To develop the child as a responsible and confident citizen who is prepared to live in an ever-changing and diverse world. • To develop the child as an individual who embraces challenge and makes the most of every opportunity to learn. • To develop the child as a life-long learner who has a range of skills, which ensure a high level of achievement. 	



Yew Tree Primary School Music Key Knowledge Overview

Term Year	Autumn 1	Autumn 2	Spring 1	Spring 2	Summer 1	Summer 2
	TOPIC 1	TOPIC 2	TOPIC 3	TOPIC 4	TOPIC 5	TOPIC 6
YN	<p style="text-align: center; color: blue;">Me and My Community / Exploring Autumn</p> <div style="display: flex; justify-content: center; gap: 10px;">   </div> <p style="text-align: center;"><u>Expressive Arts and Design</u> Perform songs, rhymes, poems and stories with others, and – when appropriate – try to move in time with music. Remember and sing well known rhymes and songs in a small group.</p>	<p style="text-align: center; color: blue;">Nativity</p> <div style="text-align: center;">  </div> <p style="text-align: center;"><u>Expressive Arts and Design</u> Perform songs, rhymes, poems and stories with others, and – when appropriate – try to move in time with music. Remember and sing well known rhymes and songs in a small group. To sing the pitch of a tone sung by another person ('pitch match')</p> <p style="text-align: center;">(Link skills to learning songs for Nativity performance)</p>	<p style="text-align: center; color: blue;">Starry Night / Winter Wonderland</p> <div style="display: flex; justify-content: center; gap: 10px;">   </div> <p style="text-align: center;"><u>Expressive Arts and Design</u> Remember and sing well known rhymes and songs in a small group. To explore and respond to music with movement. Join in with simple repeated rhythms. To explore mark making to sounds.</p>	<p style="text-align: center; color: blue;">Dangerous Dinosaurs / Puddles and Rainbows</p> <div style="display: flex; justify-content: center; gap: 10px;">   </div> <p style="text-align: center;"><u>Expressive Arts and Design</u> Remember and sing well known rhymes and songs in a small group. Listen to different music and songs and say what they like or dislike. To explore and experiment with body percussion.</p>	<p style="text-align: center; color: blue;">Sunshine and Sunflowers / Reflections</p> <div style="display: flex; justify-content: center; gap: 10px;">   </div> <p style="text-align: center;"><u>Expressive Arts and Design</u> Begin to sing the melody, pitch and tone of well-known nursery rhymes and songs. Join in with simple repeated rhythms. To explore mark making to sounds.</p>	<p style="text-align: center; color: blue;">Big Wide World / Splash</p> <div style="display: flex; justify-content: center; gap: 10px;">   </div> <p style="text-align: center;"><u>Expressive Arts and Design</u> Remember and sing well known rhymes and songs in a small group. Listen to a variety of music and sounds and say what they like or dislike. Listen with increased attention to sounds.</p>

YR

Let's Explore and Build it up



Expressive Arts and Design

Listen to a variety of sounds.
Start matching sounds to instruments
Learn and sing songs and rhymes as part of a larger group

Nativity



Expressive Arts and Design

Sing well-known songs and nursery rhymes in a group or on their own, increasingly matching the pitch and following the melody.
To sing the melodic shape (moving melody, such as up and down, down and up) of familiar songs.

(Link skills to learning songs for Nativity performance)

Long Ago and Stories and Rhymes



Expressive Arts and Design

Learn and sing rhymes as part of a larger group.
Sing well known songs and nursery rhymes on their own or in a group, increasingly matching the pitch and following the melody.

Ready Steady Grow and Signs of Spring



Expressive Arts and Design

Learn to sing a range of farm themed songs

Listen to a variety of music and talk about how it makes them feel.

Big Bear Funk

Learning how pulse, rhythm and pitch work together.

Styles covered:
Funk



Key Skills

The children will begin to more formally listen to music and think about what they can hear. They will think about how they feel and continue to think about the inter-related dimensions of music (pulse, rhythm, pitch)

Reflect, Rewind and Replay

The history of music, look back and consolidate your learning, learn some of the language of music.

Styles covered:
Classical



Key Skills

The children will begin to learn about the chronology of classical music whilst also recapping the themes and styles that have been looked at throughout the year.

Y1

Hey You!

Learning how pulse, rhythm and pitch work together.

Styles covered:
Old School Hip Hop




Key Skills

The children will perform 'Hey You' with fluency and expression, listen and comment on other songs, play unpitched instruments with dynamics.

Rhythm In The Way We Walk and Banana Rap

Learning about pulse, rhythm and pitch, rapping, dancing and singing.

Styles covered:
Reggae



Key Skills

Perform 'with fluency and expression, listen and comment on other songs, play unpitched instruments with dynamics.

In The Groove

How to be in the groove with different styles of music.

Styles covered:
Mixed Styles



Key Skills

The children will perform 'In the Groove' with fluency and expression, listen and comment on other songs, play unpitched instruments with dynamics.

Round and Round

Pulse, rhythm and pitch in different styles of music.

Styles covered:
Bossa Nova



Key Skills

The children will perform 'Round and Round' with fluency and expression, listen and comment on other songs, play glockenspiels and unpitched instruments with dynamics.

Your Imagination

Children using their imagination with music.

Styles covered:
Pop



Key Skills

The children will perform 'Your Imagination' with fluency and expression, listen and comment on other songs, play glockenspiels and unpitched instruments with dynamics.

Reflect, Rewind and Replay

The history of music consolidate your learning, learn some of the language of music.

Styles covered:
Classical



Key Skills

Continue to learn about the chronology of classical music whilst also recapping the themes and styles that have been looked at throughout the year.

Y2

Hands, Feet, Heart

Learning about world music with a focus on Africa.

Styles covered:
Afropop and South African Music



Key Skills

The children will fluently perform 'Hands, Feet, Heart' with expression, listen and comment on related songs, experience playing glockenspiels and new unpitched instruments.

Ho Ho Ho

Children will learn a Christmas song with opportunities for rapping and improvisation.

Styles covered:
N/A



Key Skills

The children will fluently perform 'Ho Ho Ho' whilst learning about the inter-related dimensions of music. This will support preparation of Christmas performances.

I Wanna Play In A Band

Learning about the skills needed to play together in a band.

Styles covered:
Rock



Key Skills

The children will fluently perform 'I Wanna Play in a Band' with expression, listen and comment on related songs, experience playing glockenspiels and new unpitched instruments.

Zootime

Looking at reggae and singing songs focused on animals.

Styles covered:
Reggae



Key Skills

The children will fluently perform 'Zootime' with expression, listen and comment on related songs, experience playing glockenspiels and new unpitched instruments.

Friendship Song

Continuing to look at the inter-related dimensions of music whilst learning about pop music.

Styles covered:
Pop



Key Skills

The children will fluently perform 'Friendship Song' with expression, listen and comment on related songs, experience playing glockenspiels and new unpitched instruments.

Reflect, Rewind and Replay

The history of music, look back and consolidate your learning, learn some of the language of music.

Styles covered:
Classical



Key Skills

The children will continue to learn about the chronology of classical music whilst also recapping the themes and styles that have been looked at throughout the year.

Y3

Let Your Spirit Fly

Looking at RnB and other styles.

Styles covered:
RnB



Key Skills

The children will fluently perform 'Let Your Spirit Fly' with accuracy, recognise tempo and instruments in related songs, develop an

Glockenspiel Stage 1

Exploring and developing playing skills using the glockenspiel

Styles covered:
Mixed Styles



Key Skills

The children will recall and perform a variety of songs with fluency and expression on the glockenspiel from both

Three Little Birds

Learning about the features of Reggae.

Styles covered:
Reggae




Key Skills

The children will fluently perform 'Three Little Birds' with accuracy, recognise tempo and instruments in related songs, develop an historical understanding

The Dragon Song

Music from around the world, celebrating our differences and being kind to one another.

Styles covered:
Pop songs telling stories.



Key Skills

The children will fluently perform 'The Dragon Song' with

Bringing Us Together

Looking at the disco style with themes of friendship, hope and unity.

Styles covered:
Disco



Key Skills

The children will fluently perform 'Bringing Us Together' with accuracy,

Reflect, Rewind and Replay

The history of music, look back and consolidate your learning, learn some of the language of music.

Styles covered:
Classical



Key Skills

The children will continue to learn about the chronology of classical

historical understanding of related music, improvise on unpitched percussion

memory and score, listen and comment on contrasting musical elements, understand glockenspiel science, perform with dynamics.

of Jamaican music, improvise on unpitched percussion and glockenspiels with dynamics.

accuracy, recognise tempo and instruments in related songs, develop an historical understanding of Jamaican music, improvise on unpitched percussion and glockenspiels with dynamics.

recognise tempo and instruments in related songs, develop an historical understanding of Jamaican music, improvise on unpitched percussion and glockenspiels with dynamics.

music whilst also recapping the themes and styles that have been looked at throughout the year.

Year 3 will have recorder lessons throughout the year.

Y4

Mamma Mia

Looking at the music of Abba
Styles covered:
Pop (Abba)



Key Skills

The children will fluently perform 'Mamma Mia' with control and accuracy, recognise the tempo, dynamics and instruments of related songs, develop an historical understanding of ABBA, improvise on percussion/glockenspiels with dynamics.

Glockenspiel Stage 2

Exploring and developing playing skills using the glockenspiel
Styles covered:
Mixed Styles



Key Skills

The children will recall and perform a variety of songs with fluency, control and expression on the glockenspiel from both memory and score, listen and comment on contrasting musical elements, understand glockenspiel science, perform with expression.

Stop!

Writing lyrics linked to a theme
Styles covered:
Grime and other mixed styles.



Key Skills

Fluently perform 'STOP' with expression, control and accuracy, listen and comment on tempo, dynamics and instruments of related songs, develop an understanding of why bullying is bad, compose on unpitched percussion with dynamics and perform glockenspiels from notation.

Lean On Me

Soul/Gospel music and helping one another
Styles covered:
Gospel



Key Skills

The children will fluently perform 'Lean On Me' with control and accuracy, recognise the tempo, dynamics and instruments of related songs, develop an historical understanding of gospel music, improvise on percussion/glockenspiels with dynamics.

Blackbird

The Beatles, equality and civil rights



Key Skills

The children will fluently perform 'Blackbird' with control and accuracy, recognise the tempo, dynamics and instruments of related songs, develop an historical understanding of gospel music, improvise on percussion/glockenspiels with dynamics.

Reflect, Rewind and Replay

The history of music, look back and consolidate your learning, learn some of the language of music.
Styles covered:
Classical



Key Skills

The children will continue to learn about the chronology of classical music whilst also recapping the themes and styles that have been looked at throughout the year.

Y5

Living On A Prayer

Looking at the idea of a rock anthem and listening to examples.

Styles covered:
Rock



Key Skills

Fluently perform 'Living on a Prayer' with expression, control and accuracy, listen and comment on tempo, dynamics and instruments of related songs, develop an historical understanding of the song, compose on unpitched percussion with dynamics and perform glockenspiels from notation.

Classroom Jazz 1

Children will learn about the jazz styles including Latin American dance styles whilst developing their improvisation skills.

Styles covered:
Bossa Nova and Swing



Key Skills

Fluently perform with expression, control and accuracy, listen and comment on tempo, dynamics and instruments of related songs, develop an historical understanding of the song, compose on unpitched percussion with dynamics and perform glockenspiels from notation.

Make You Feel My Love

Looking at the idea of a pop ballad and listening to examples.

Styles covered:
Pop Ballads



Key Skills

Fluently perform 'Make You Feel My Love' with expression, control and accuracy, listen and comment on tempo, dynamics and instruments of related songs, develop an historical understanding of Motown, compose on unpitched percussion with dynamics and perform glockenspiels from notation.

The Fresh Prince Of Bel-Air

Children will look at old school hip-hop and its origins.

Styles covered:
Old School Hip-Hop



Key Skills

Fluently perform 'Fresh Prince of Bel Air' with expression, control and accuracy, listen and comment on tempo, dynamics and instruments of related songs, develop an historical understanding of Motown, compose on unpitched percussion with dynamics and perform glockenspiels from notation.

Dancing In The Street

Learning about Motown music, its origins and its cultural significance.

Styles covered:
Motown



Key Skills

Fluently perform 'Dancing in the Street' with expression, control and accuracy, listen and comment on tempo, dynamics and instruments of related songs, develop an historical understanding of Motown, compose on unpitched percussion with dynamics and perform glockenspiels from notation.

Reflect, Rewind and Replay

The history of music, look back and consolidate your learning, learn some of the language of music.

Styles covered:
Classical



Key Skills

The children will continue to learn about the chronology of classical music whilst also recapping the themes and styles that have been looked at throughout the year.

Y6

Happy

Children will learn about Pop music and also how some styles will take ideas from others.

Styles covered:
Pop and Neo-Soul

Classroom Jazz 2

Children will develop their improvisation skills and start to compose some of their own melodies.

Styles covered:
Blues

A New Year Carol

Looking at music by Benjamin Britten and cover versions of music.

Styles covered:
Classical or Urban Gospel

You've Got A Friend

Children will learn about the music of Carole King and other 70's pop.

Styles covered:
70s Pop Music

Music and Me

Children will compose their own piece of music either about themselves or about women in the music industry.

Styles covered:
N/A

Reflect, Rewind and Replay

The history of music, look back and consolidate your learning, learn some of the language of music.

Styles covered:
Classical



Key Skills

The children will fluently perform 'Happy' with expression, control and accuracy, listen with attention to detail recognise tempo, dynamics and instruments in contrasting songs, develop an historical understanding of the song, compose on pitched percussion with dynamics.



Key Skills

Fluently perform with expression, control and accuracy, listen and comment on tempo, dynamics and instruments of related songs, develop an historical understanding of the song, compose on unpitched percussion with dynamics and perform glockenspiels from notation.



Key Skills

The children will fluently perform 'New Year Carol/Don't Stop Believing' with expression, control and accuracy, listen with attention to detail recognise tempo, dynamics and instruments in contrasting songs, develop an historical understanding of the song, compose on pitched percussion with dynamics.




Key Skills

The children will fluently perform 'You've Got a Friend' with expression, control and accuracy, listen with attention to detail recognise tempo, dynamics and instruments in contrasting songs, develop an historical understanding of the song, compose on pitched percussion with dynamics.



Key Skills

Children will use their knowledge of the inter-related dimensions of music to compose a song. They will use a notation system of their choice to write their song down and will perform the song at the end of the project.



Key Skills

The children will continue to learn about the chronology of classical music whilst also recapping the themes and styles that have been looked at throughout the year.