

Welcome to Reception's
INSPIRE Session

Thursday 30th January 2024

Today's focus is
Phonics/Reading



PROGRESS & OUTCOMES CHECK

	Progress towards age-related expectations (ARE) (ELGs)/ Standard of Work		Effort & Attitude		
	Not On Track	On Track	Requires Improvement	Good	Excellent
WORD READING					
COMPREHENSION					
READING STAGE/READING AGE (if applicable)					
WRITING					
NUMBER					
NUMERICAL PATTERNS					
GOOD LEVEL OF DEVELOPMENT (GLD)					

Expectations at the end of Reception Reading



A child reaching an age related expected level will be able to say a sound for each letter or pair of letters (digraph) and will be able to read words and simple sentences using their phonic knowledge.

Expectations at the end of Reception Writing

A child reaching an age related expected level will be able to spell CVC words by hearing the sounds in them and representing the sounds with a letter or letters. By the end of YR they will then be writing short sentences and be able to read them back an adult.



How do we teach phonics in Reception?

- Phonics is taught daily in 30 minute sessions.
- We use a phonics programme called Sounds~Write!
- Phonics teaches children to read and write at the same time.
- Each session teaches and practices sounds and their letter spellings.
- Each session teaches "precise pronunciation" of sounds.
- Each session focuses on word building, segmenting and blending.



Precise Pronunciation

- Pronouncing each letter sound clearly and distinctly without adding additional sounds to the end. For example, 'c' not 'cuh'.
- C-a-t vs. cuh-a-tuh



How do we teach phonics in Reception?

➤ Each session is made up of:

Symbol search recognising letters

Word building using sound cards to make a word

Segmenting separating the sounds in the words e.g.
m-a-t

Blending pushing the sounds together to read the word e.g. **mat**

Sound Swap replacing individual sounds in words with another

Reading applying the skills to read a caption or sentence

How do we teach phonics in Reception?

During Reception the children will learn the Initial Code:

We teach the children to read and spell words made up of:

CVC word (consonant - vowel - consonant)

Words with consecutive consonants
(VCC, CVCC, CCVC)

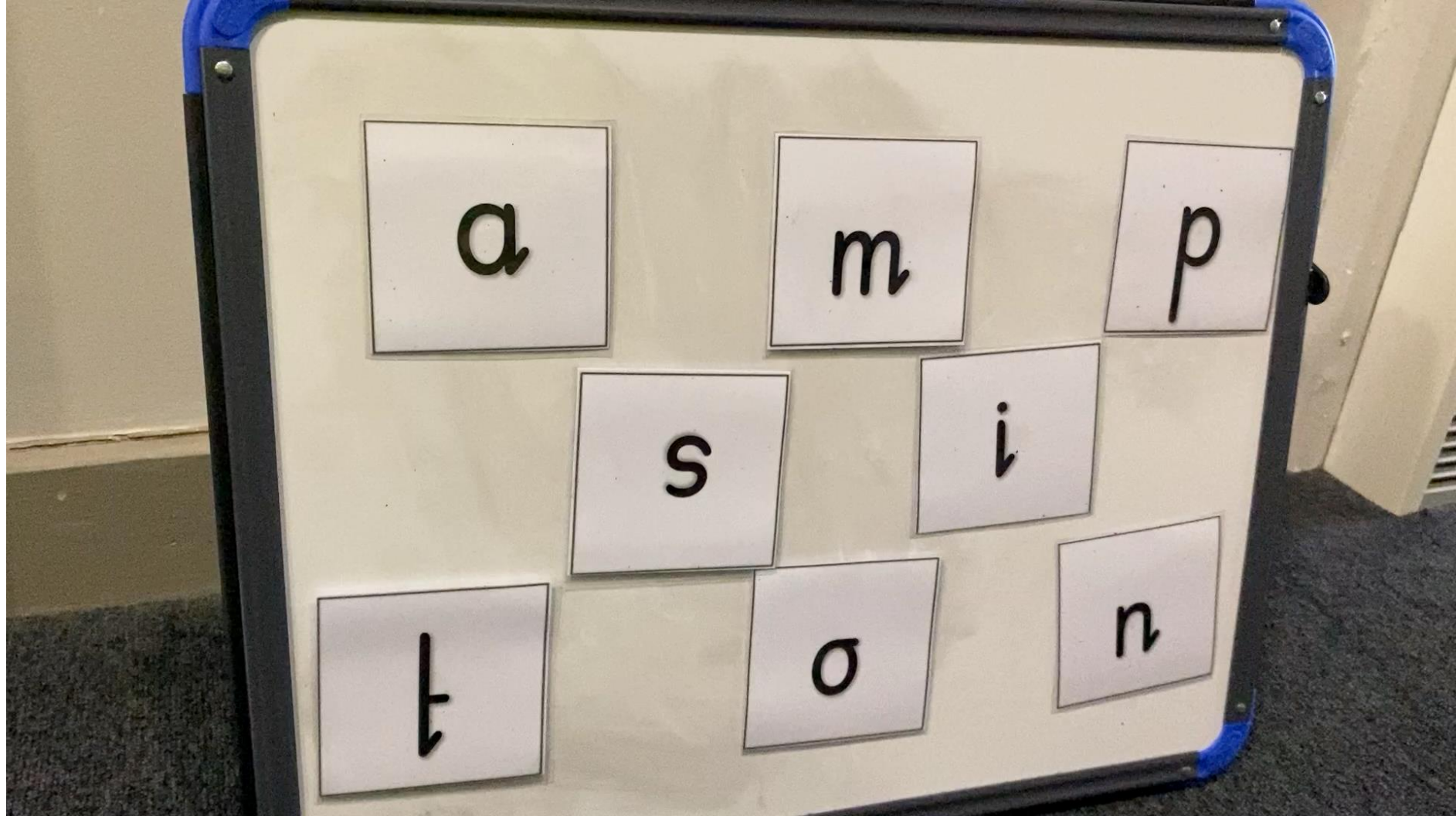


a	i	s	m	t	n
o	p	b	c	g	h
d	e	f	v	k	l
r	u	j	w	x	z
y	ff	ll	ss	zz	ch
sh	th	wh	ng	ck	qu

How do we teach phonics in Reception?

Symbol Search:

Reception?

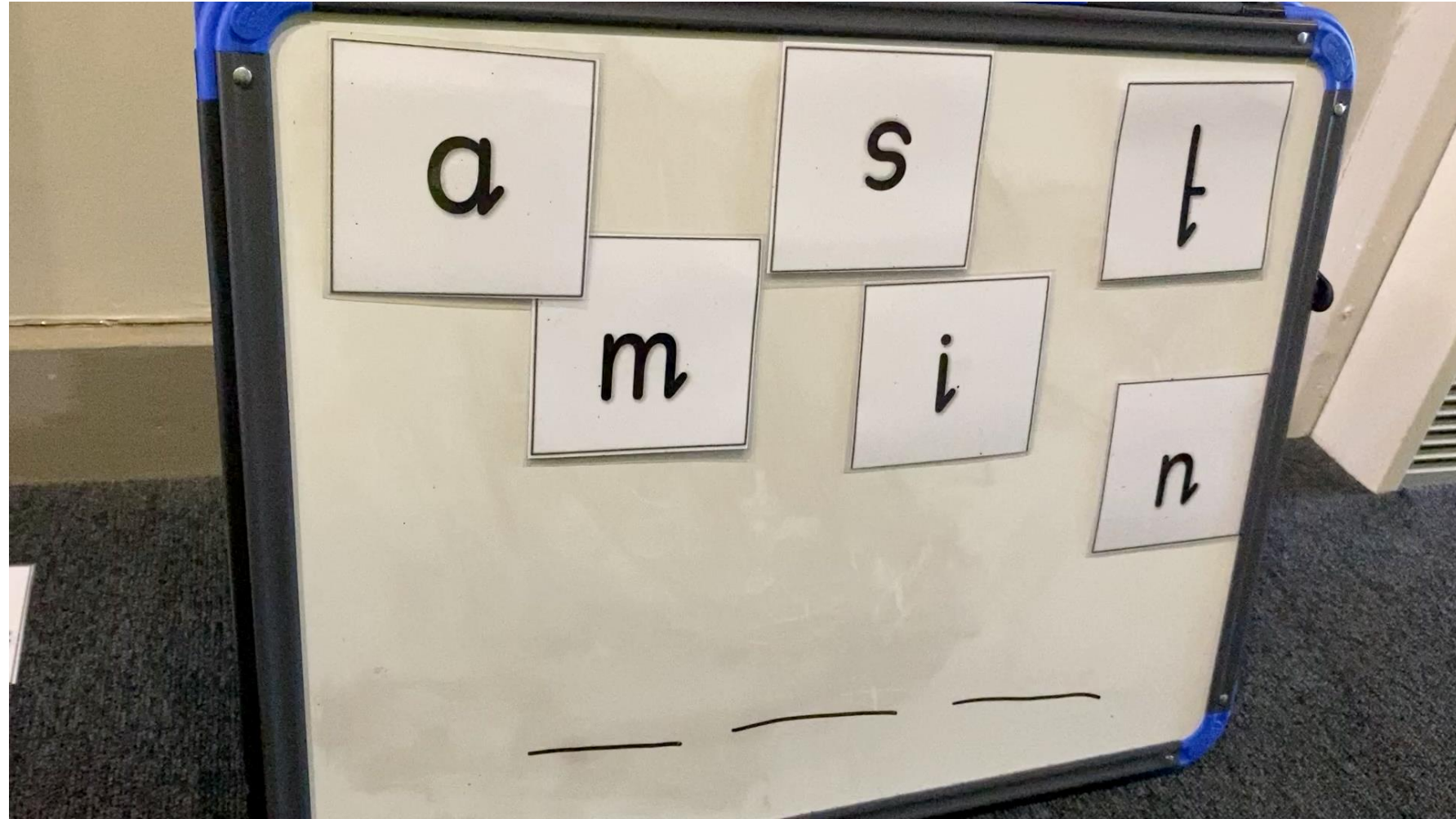


Symbol search activity

Chose 6 sounds from the grid and write them on a square of paper each. Say a sound and ask your child to identify it. Extend this to asking them to write it too so they can relate the symbol to the sound.



How do we teach phonics in Word Building: Reception?



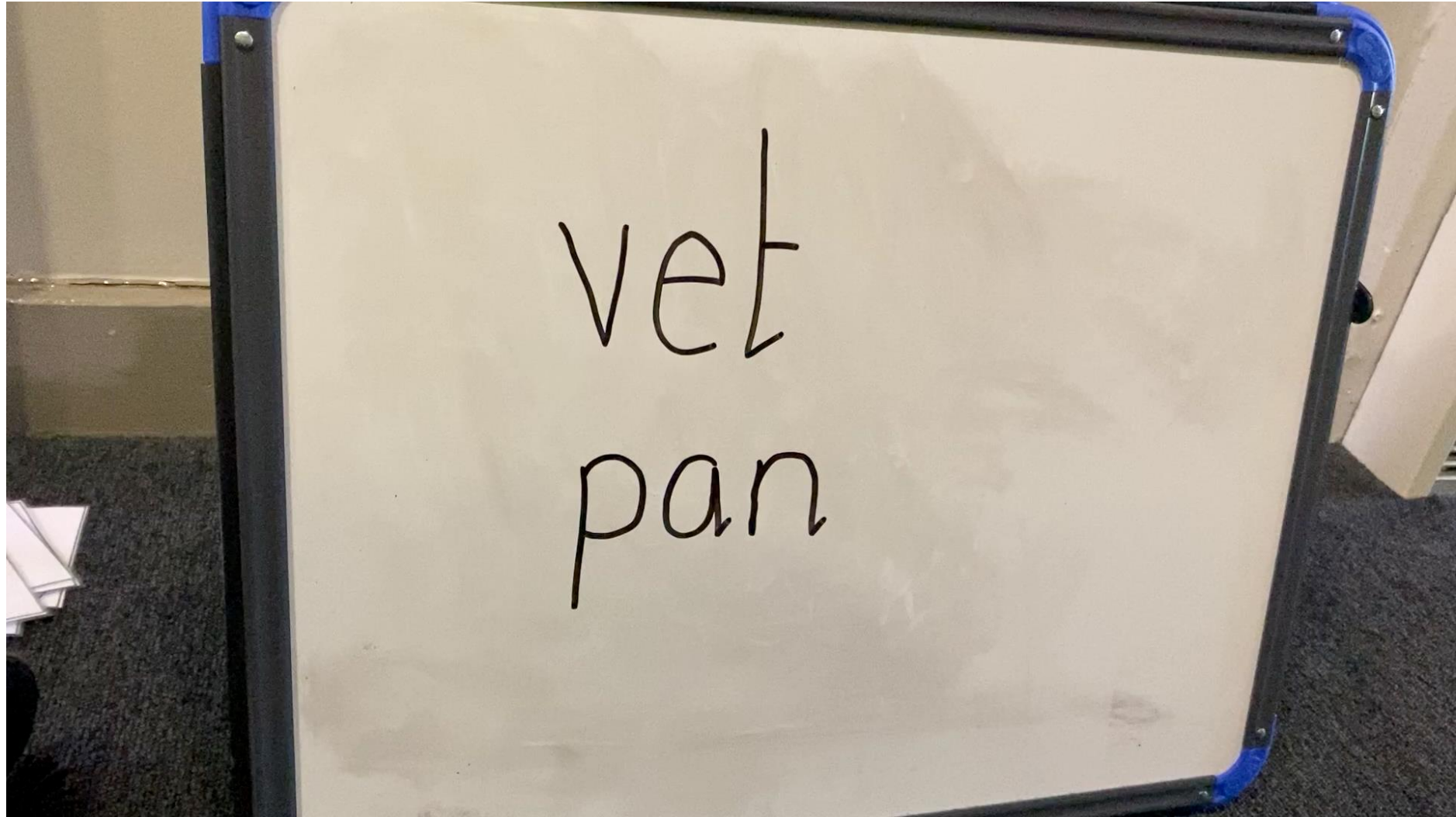
Word building activity

Say each of the following words to your child: **cat, dog, mop, big, van, web**. For each word write the 3 sounds on separate pieces of paper and place in a random order. Say the word slowly and ask your child to identify the initial, middle and final sound and build the word. Place the sounds in a random order again and ask your child to build it independently.



How do we teach phonics in

Word Reading: Reception?



Word reading activity

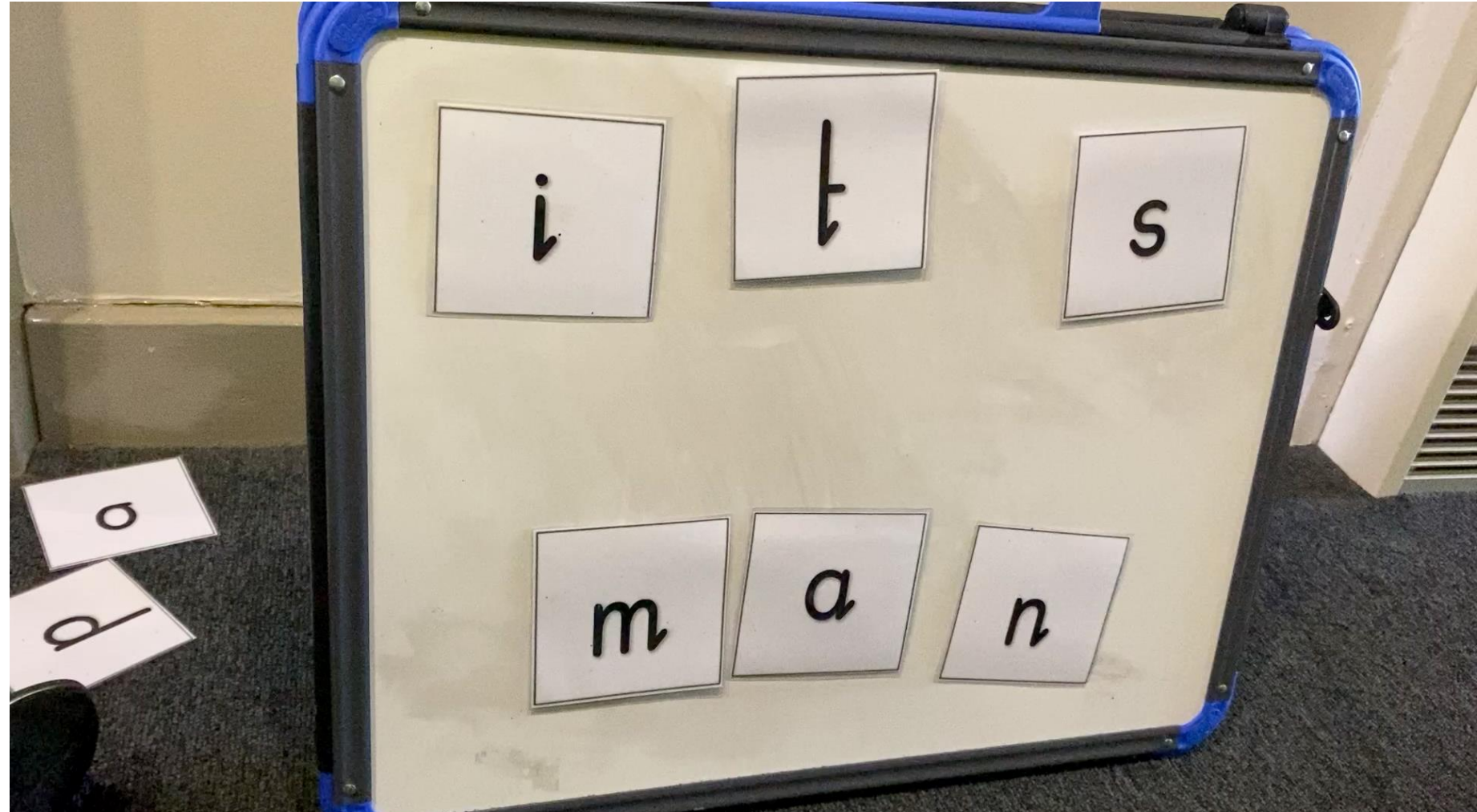
Write each of the following words for your child: pig, bag, map, leg, run, yes. For each word ask your child to point to each letter and say the sound it makes to segment. Then ask your child to run their finger under the entire word saying all sounds to blend.



How do we teach phonics in Reception?

Sound Swap:

Reception?



Sound swap activity

Use pieces of paper to write the sounds needed. Swap one sound each time:

hat- bat

pot- pat

map- man

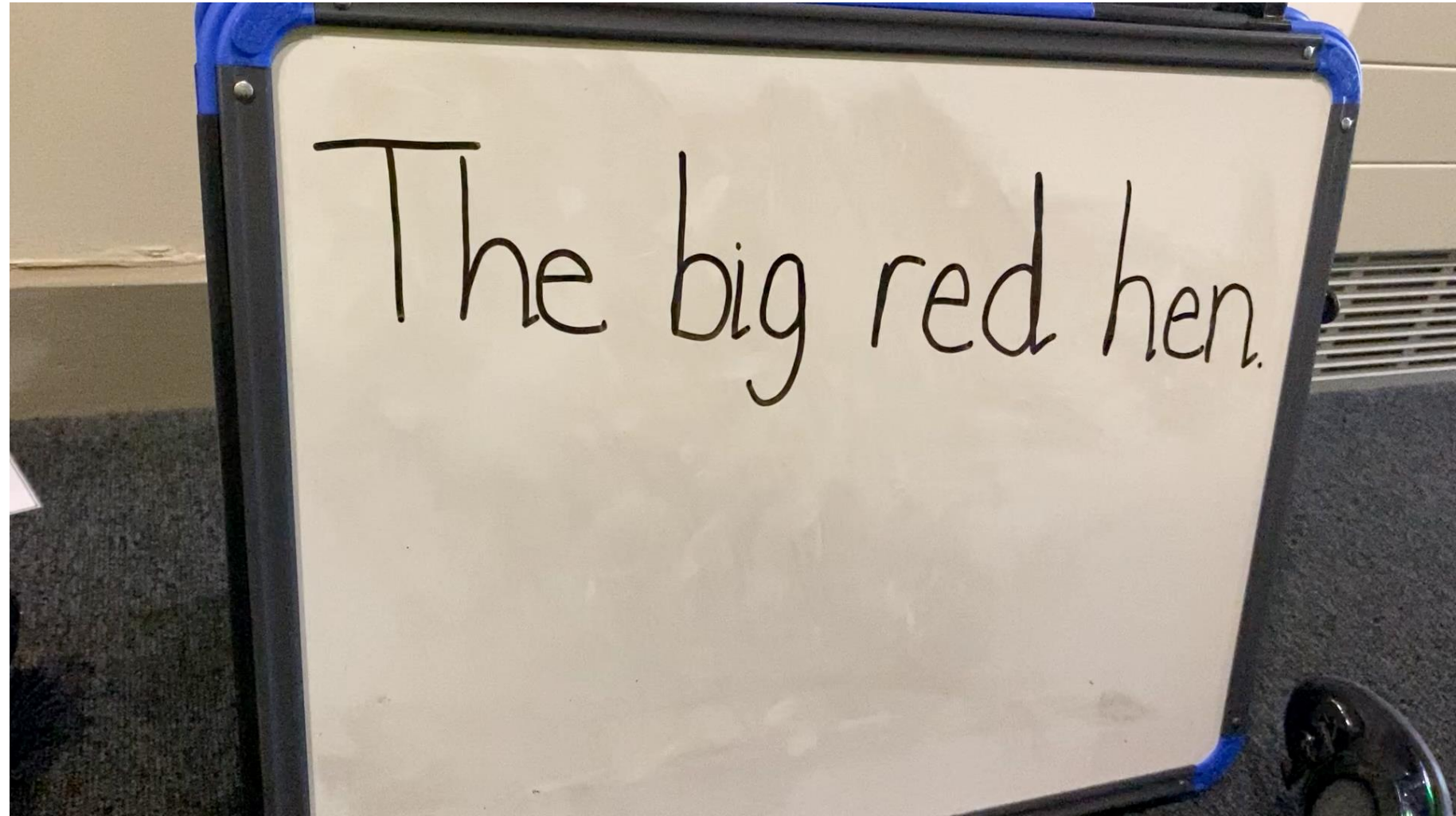
yes- yet

rat- cat



How do we teach phonics in Reception?

Sentence Reading:



Sentence reading activity

Write each sentence on your whiteboard.
Encourage you child to segment and blend each word and then read the entire sentence back.

The dog is big.






The cat is on the mat.

The van is red.

A hat and a mop.

A pot and a mug.





Have a go at building words for the pictures that you see...



Thank you.

Please take some time to read the "guide for parents of children in reception" leaflet in your pack. If you have any questions about what you should be doing, or you meet any unexpected difficulties, just ask your child's teacher. Good luck and enjoy working together with your child.

